



FIRE PROTECTION DIVISION
24 Hr Emergency Service 888.217.7055

Sprinkler Inspection Certificate

For

Wheaton Properties
120 E Liberty
Wheaton, IL 60187

Tested to NFPA 25 Standards

This Inspection was performed in accordance with applicable NFPA Standards. The subsequent pages of this report provide performance measurements, listed ranges of acceptable results, and complete documentation of the inspection. Whenever discrepancies exist between acceptable performance standards and actual test results, notes and/or recommended solutions have been proposed or provided for immediate review and approval.

Annual Inspection
Inspection Date
Apr 10, 2023

Building: Wheaton Properties
Contact: Nathan Sands
Title: Building Engineer

Company: Shambaugh & Son
Contact: Chris Kilian
Title: Sprinkler Fitter

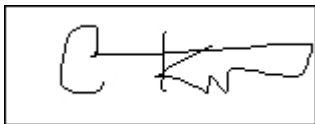
Executive Summary

Generated by: BuildingReports.com

Building Information								
Building: Wheaton Properties			Contact: Nathan Sands					
Address: 120 E Liberty			Phone: (630) 230-1221					
Address:			Fax:					
City/State/ZIP Code: Wheaton, IL 60187			Mobile: (630) 207-8100					
Country: United States of America			Email: nsands@wavelandprop.com					
Inspection Performed By								
Company: Shambaugh & Son			Inspector: Chris Kilian					
Address: 2820 Thatcher Road			Phone: (630) 514-6587					
Address: Unit 1			Fax:					
City/State/ZIP Code: Downers Grove, Illinois 60515			Mobile:					
Country: United States of America			Email: ckilian@shambaugh.com					
System Control Unit								
System Type	System Location			Protected Area			Devices	
Deluge				Riser #03			9	
Deluge				Riser #04			9	
Fire Pump				Building-			15	
Service Main				Building-			2	
Wet Pipe				Building-			5	
Wet Pipe				Riser #01			5	
Wet Pipe				Riser #02			4	
Wet Pipe				Riser #03			4	
Wet Pipe				Riser #04			4	
Wet Pipe				Riser #05			4	
Wet Pipe				Riser stair 2			4	
Wet Pipe				Riser stair LL			4	
Inspection Summary								
Category:	Total Items		Serviced		Passed		Failed/Other	
	Qty	%	Qty	%	Qty	%	Qty	%
Alarm	14	20.29%	14	100.00%	14	100.00%	0	0.00%
Device	15	21.74%	15	100.00%	15	100.00%	0	0.00%
Hose	1	1.45%	1	100.00%	0	0.00%	1	100.00%
Pump	7	10.14%	7	100.00%	7	100.00%	0	0.00%
Sprinkler	1	1.45%	1	100.00%	1	100.00%	0	0.00%
Valve	31	44.93%	31	100.00%	30	96.77%	1	3.23%
Totals	69	100%	69	100.00%	67	97.10%	2	2.90%
Certification								
Company: Shambaugh & Son				Building: Wheaton Properties				


Certification

Inspector: Chris Kilian

A rectangular box containing a handwritten signature in black ink. The signature is stylized and appears to be 'C Kilian'.

Signed: Apr 10, 2023

Contact: Nathan Sands

A rectangular box containing a handwritten signature in black ink. The signature is highly stylized and appears to be 'Nathan Sands'.

Signed: Apr 7, 2023

Discrepancy Report

Generated by: BuildingReports.com

Building: Wheaton Properties				
<i>The Discrepancy Report consolidates each discrepancy listed within the various Testing sections of your Inspection. Discrepancies are listed by Category, and grouped by device type. The description of the problem is provided and where appropriate, code references are listed for your convenience. Any item that was inspected that is subject to a recall or part of a manufacturer's replacement/upgrade program is included.</i>				
Device Type	Manufacturer	ModelNumber	Date	Qty
Items listed for Recall or Replacement/Upgrade				
No items found during this inspection.				
ScanID	Location	Problem	Reference	
Service Main, Building-				
Check Valve				
32859042	Ground Pump Room			
Fire Dep't Connection				
30565196	Ground Outside			

Proposed Solutions Report

Generated by: BuildingReports.com

Building: Wheaton Properties					
<i>The Proposed Solution Report provides a solution for each discrepancy listed on the Discrepancy Report. Provide a check mark where indicated to approve repairs listed within the report. Items listed as T/M are available for repair on a Time and Materials basis.</i>					
ScanID	Location	Solution	Model #	Cost	Fix
Service Main, Building-					
Check Valve					
32859042	Ground Pump Room		717	T/M	<input type="checkbox"/>
Fire Dep't Connection					
30565196	Ground Outside			T/M	<input type="checkbox"/>
			PO #: (none)	T/M	

Inspection & Testing

Generated by: BuildingReports.com

Building: Wheaton Properties

The Inspection & Testing section lists all of the items inspected in your building. Items are grouped by Passed or Failed/Other. Items are listed by Category. Each item includes the services performed, and the time & date at which testing occurred.

Device Type	Location	Service	Time	Date
Passed				
Deluge, Riser #03				
Pressure Switch	Ground Pump Room	Annual	8:26:16 AM	04/07/2023
Pressure Switch	Ground Pump Room	Annual	8:26:22 AM	04/07/2023
Drain	Ground Pump Room	Annual	8:26:39 AM	04/07/2023
Gauge	Ground Pump Room	Annual	8:26:32 AM	04/07/2023
Gauge	Ground Pump Room	Annual	8:28:24 AM	04/07/2023
Air Compressor	Ground Pump Room	Annual	8:28:14 AM	04/07/2023
Check Valve	Ground Pump Room	Annual	8:26:13 AM	04/07/2023
Control Valve	Ground Pump Room	Annual	8:25:41 AM	04/07/2023
Deluge Valve	Ground Pump Room	Annual	8:25:50 AM	04/07/2023
Deluge, Riser #04				
Pressure Switch	5th Closet	Annual	9:06:22 AM	04/07/2023
Pressure Switch	5th Closet	Annual	9:06:24 AM	04/07/2023
Drain	5th Closet	Annual	8:50:17 AM	04/07/2023
Gauge	5th Closet	Annual	8:49:58 AM	04/07/2023
Gauge	5th Closet	Annual	8:50:04 AM	04/07/2023
Air Compressor	5th Closet	Annual	8:50:24 AM	04/07/2023
Check Valve	5th Closet	Annual	8:50:12 AM	04/07/2023
Control Valve	5th Closet	Annual	8:49:56 AM	04/07/2023
Deluge Valve	5th Closet	Annual	8:56:52 AM	04/07/2023
Fire Pump, Building-				
Tamper Switch	Ground Pump Room	Annual	8:01:16 AM	04/07/2023
Controller	Ground Pump Room	Annual	8:32:49 AM	04/07/2023
Electrical Driver	Ground Pump Room	Annual	8:33:08 AM	04/07/2023
Jockey Controller	Ground Pump Room	Annual	8:32:34 AM	04/07/2023
Jockey Pump	Ground Pump Room	Annual	8:32:17 AM	04/07/2023
Pump	Ground Pump Room	Annual	8:33:22 AM	04/07/2023
Check Valve	Ground Pump Room	Annual	10:21:04 AM	04/07/2023
Check Valve	Ground Pump Room	Annual	10:21:08 AM	04/07/2023

Device Type	Location	Service	Time	Date
Control Valve	Ground Pump Room	Annual	8:01:04 AM	04/07/2023
Control Valve	Ground Pump Room	Annual	8:01:13 AM	04/07/2023
Control Valve	Ground Pump Room	Annual	8:01:58 AM	04/07/2023
Control Valve	Ground Pump Room	Annual	8:02:04 AM	04/07/2023
Control Valve	Ground Pump Room	Annual	8:02:46 AM	04/07/2023
Control Valve	Ground Pump Room	Annual	8:04:36 AM	04/07/2023
Control Valve	Ground Pump Room	Annual	8:04:48 AM	04/07/2023
Wet Pipe, Building-				
Tamper Switch	Ground Pump Room	Annual	8:00:37 AM	04/07/2023
Tamper Switch	Ground Pump Room	Annual	8:00:53 AM	04/07/2023
Sprinkler Box	Ground Pump Room	Annual	9:35:11 AM	04/07/2023
Control Valve	Ground Pump Room	Annual	8:00:44 AM	04/07/2023
Control Valve	Ground Pump Room	Annual	8:00:51 AM	04/07/2023
Wet Pipe, Riser #01				
Waterflow Switch	Ground Pump Room	Annual	8:24:29 AM	04/07/2023
Drain	Ground Pump Room	Annual	8:24:37 AM	04/07/2023
Gauge	Ground Pump Room	Annual	8:24:16 AM	04/07/2023
Control Valve	Ground Pump Room	Annual	8:24:13 AM	04/07/2023
Inspector's Test	Ground Pump Room	Annual	8:24:45 AM	04/07/2023
Wet Pipe, Riser #02				
Waterflow Switch	Ground Pump Room	Annual	8:25:24 AM	04/07/2023
Drain	Ground Pump Room	Annual	8:25:09 AM	04/07/2023
Gauge	Ground Pump Room	Annual	8:25:16 AM	04/07/2023
Control Valve	Ground Pump Room	Annual	8:24:59 AM	04/07/2023
Wet Pipe, Riser #03				
Waterflow Switch	3rd 3 east	Annual	9:24:12 AM	04/07/2023
Gauge	3rd 3east	Annual	9:24:25 AM	04/07/2023
Control Valve	3rd 3 east	Annual	9:24:10 AM	04/07/2023
Inspector's Test	3rd 3east	Annual	9:24:17 AM	04/07/2023
Wet Pipe, Riser #04				
Waterflow Switch	4th 4east	Annual	9:19:11 AM	04/07/2023
Gauge	4th 4east	Annual	9:19:24 AM	04/07/2023
Control Valve	4th 4 east	Annual	9:19:02 AM	04/07/2023
Inspector's Test	4th 4east	Annual	9:19:04 AM	04/07/2023
Wet Pipe, Riser #05				
Waterflow Switch	5 5east	Annual	9:13:23 AM	04/07/2023
Gauge	5 5east	Annual	9:13:29 AM	04/07/2023
Control Valve	5 5east	Annual	9:13:21 AM	04/07/2023

Device Type	Location	Service	Time	Date
Inspector's Test	5 5east	Annual	9:13:40 AM	04/07/2023
Wet Pipe, Riser stair 2				
Waterflow Switch	2nd 2east	Annual	9:29:12 AM	04/07/2023
Gauge	2nd 2east	Annual	9:29:24 AM	04/07/2023
Control Valve	2nd 2 east	Annual	9:29:10 AM	04/07/2023
Inspector's Test	2nd 2east	Annual	9:29:18 AM	04/07/2023
Wet Pipe, Riser stair LL				
Waterflow Switch	LL LLeast	Annual	9:34:56 AM	04/07/2023
Gauge	LL LLeast	Annual	9:34:44 AM	04/07/2023
Control Valve	LL LLeast	Annual	9:34:30 AM	04/07/2023
Inspector's Test	LL LLeast	Annual	9:34:34 AM	04/07/2023
<i>Failed/Other</i>				
Service Main, Building-				
Fire Dep't Connection	Ground Outside	Annual	10:21:55 AM	04/07/2023
Check Valve	Ground Pump Room	Annual	10:22:02 AM	04/07/2023

Wet Pipe Fire Sprinkler Systems

Generated by: BuildingReports.com

Building: Wheaton Properties	Building-
-------------------------------------	------------------

This section lists out all the devices and components that have been associated with a Wet Pipe System and provides details as to type of component, pressure readings, response time, etc. If a component has an OK checkbox that is checked, then that component was actually tested. However, for Pass/Fail test results, see the Inspection and Testing section.

Alarms

Tamper Switch

Type	Description	Location	Number of Turns	Zone /Address	OK	ScanID
OS & Y	Supervisory	Ground Pump Room		1	<input checked="" type="checkbox"/>	30565173
OS & Y	Supervisory	Ground Pump Room		1	<input checked="" type="checkbox"/>	30565172

Components

Control Valve

Type	Manufacturer	Model	Location	Size	Position	Status	OK	ScanID
OS&Y	Clow	2638	Ground Pump Room	6"	Open	Supervised	<input checked="" type="checkbox"/>	30565174

Description

Main Control City

Control Valve

Type	Manufacturer	Model	Location	Size	Position	Status	OK	ScanID
OS&Y	Clow	2638	Ground Pump Room	6"	Open	Supervised	<input checked="" type="checkbox"/>	30565175

Description

Main Control System

Devices

Sprinkler Box

Qty	Tool Available?	SIN List?	Size	Manufacturer	Location	OK	ScanID
2	Yes		12 unit	Viking	Ground Pump Room	<input checked="" type="checkbox"/>	30565195

Building: Wheaton Properties

Riser #01

This section lists out all the devices and components that have been associated with a Wet Pipe System and provides details as to type of component, pressure readings, response time, etc. If a component has an OK checkbox that is checked, then that component was actually tested. However, for Pass/Fail test results, see the Inspection and Testing section.

Alarms

Waterflow Switch

Type	Manufacturer	Model #	Sec	Size	Zone/Address	OK	ScanID
Vane	Potter Electric	VSR-F	27	3"	1	<input checked="" type="checkbox"/>	30565189

Components

Control Valve									
Type	Manufacturer	Model	Location	Size	Position	Status	OK	ScanID	
Butterfly	Victaulic	705W	Ground Pump Room	4"	Open	Supervised	<input checked="" type="checkbox"/>	30565184	
Description									
Isolation									
Inspector's Test									
Manufacturer	Model #	Pressure psi	Valve Trip Time sec	Water Flow Time sec	OK	ScanID			
TestanDrain	1000			27	<input checked="" type="checkbox"/>	47712764			
Location									
Ground Pump Room									
<i>Devices</i>									
Drain									
Current Inspection									
Type	Location	Size	Supply psi	Restored psi	Residual psi	Sec	OK	ScanID	
Main	Ground Pump Room	2"	155	157	60 City 150w/ FP		<input checked="" type="checkbox"/>	30565191	
Previous Inspections									
April 15, 2022									
Type	Location	Size	Supply psi	Static psi	Residual psi	Sec	OK	ScanID	
Main	Ground Pump Room	2"	155	157	60 City 150w/ FP		<input checked="" type="checkbox"/>	30565191	
April 1, 2021									
Type	Location	Size	Supply psi	Static psi	Residual psi	Sec	OK	ScanID	
Main	Ground Pump Room	2"	155	157	60 City 150w/ FP		<input checked="" type="checkbox"/>	30565191	
Gauge									
Location				Service Date					
Ground Pump Room				03/18/2007					
Type	Manufacturer	Model #	Static psi	Fill Type	Size	OK	ScanID		
System Pressure	Ashcroft		155	n/a	1/4	<input checked="" type="checkbox"/>	30565187		
Building: Wheaton Properties							Riser #02		
<p><i>This section lists out all the devices and components that have been associated with a Wet Pipe System and provides details as to type of component, pressure readings, response time, etc. If a component has an OK checkbox that is checked, then that component was actually tested. However, for Pass/Fail test results, see the Inspection and Testing section.</i></p>									
<i>Alarms</i>									
Waterflow Switch									
Type	Manufacturer	Model #	Sec	Size	Zone/Address	OK	ScanID		
Vane	Potter Electric	VSR-F	31	4"	1	<input checked="" type="checkbox"/>	57331475		
<i>Components</i>									
Control Valve									

Type	Manufacturer	Model	Location	Size	Position	Status	OK	ScanID
Butterfly	Victaulic	705W	Ground Pump Room	4"	Open	Supervised	<input checked="" type="checkbox"/>	30565185
Description								
Isolation								
<i>Devices</i>								
Drain								
Current Inspection								
Type	Location	Size	Supply psi	Restored psi	Residual psi	Sec	OK	ScanID
Main	Ground Pump Room	2"	155	157	60 City 150w /FP		<input checked="" type="checkbox"/>	30565192
Previous Inspections								
April 15, 2022								
Type	Location	Size	Supply psi	Static psi	Residual psi	Sec	OK	ScanID
Main	Ground Pump Room	2"	155	157	60 City 150w /FP		<input checked="" type="checkbox"/>	30565192
April 1, 2021								
Type	Location	Size	Supply psi	Static psi	Residual psi	Sec	OK	ScanID
Main	Ground Pump Room	2"	155	157	60 City 150w /FP		<input checked="" type="checkbox"/>	30565192
Gauge								
Location				Service Date				
Ground Pump Room				03/18/2007				
Type	Manufacturer	Model #	Static psi	Fill Type	Size	OK	ScanID	
System Pressure	Ashcroft		156	n/a	1/4	<input checked="" type="checkbox"/>	30565188	
Building: Wheaton Properties							Riser #03	
<i>This section lists out all the devices and components that have been associated with a Wet Pipe System and provides details as to type of component, pressure readings, response time, etc. If a component has an OK checkbox that is checked, then that component was actually tested. However, for Pass/Fail test results, see the Inspection and Testing section.</i>								
<i>Alarms</i>								
Waterflow Switch								
Type	Manufacturer	Model #	Sec	Size	Zone/Address	OK	ScanID	
Vane	System Sensor	WFD25	5	2.5	1	<input checked="" type="checkbox"/>	57332473	
<i>Components</i>								
Control Valve								
Type	Manufacturer	Model	Location	Size	Position	Status	OK	ScanID
Butterfly	Victaulic	705W	3rd 3 east	4"	Open	Supervised	<input checked="" type="checkbox"/>	57332474
Description								
Isolation								
Inspector's Test								
Manufacturer	Model #	Pressure psi	Valve Trip Time sec	Water Flow Time sec	OK	ScanID		

Victaulic							5	<input checked="" type="checkbox"/>	57331777
Location									
3rd 3east									
Devices									
Gauge									
Location					Service Date				
3rd 3east					12/31/1969				
Type	Manufacturer	Model #	Static psi	Fill Type	Size	OK	ScanID		
System Pressure	AGF	WFD25	145	Air/Water	1/4	<input checked="" type="checkbox"/>	57331776		
Building: Wheaton Properties								Riser #04	
<p><i>This section lists out all the devices and components that have been associated with a Wet Pipe System and provides details as to type of component, pressure readings, response time, etc. If a component has an OK checkbox that is checked, then that component was actually tested. However, for Pass/Fail test results, see the Inspection and Testing section.</i></p>									
Alarms									
Waterflow Switch									
Type	Manufacturer	Model #	Sec	Size	Zone/Address	OK	ScanID		
Vane	System Sensor	WFD25	5	2.5	1	<input checked="" type="checkbox"/>	57331773		
Components									
Control Valve									
Type	Manufacturer	Model	Location	Size	Position	Status	OK	ScanID	
Butterfly	Victaulic	705W	4th 4 east	4"	Open	Supervised	<input checked="" type="checkbox"/>	57331772	
Description									
Isolation									
Inspector's Test									
Manufacturer	Model #	Pressure psi	Valve Trip Time sec	Water Flow Time sec	OK	ScanID			
Victaulic				5	<input checked="" type="checkbox"/>	57331775			
Location									
4th 4east									
Devices									
Gauge									
Location					Service Date				
4th 4east					12/31/1969				
Type	Manufacturer	Model #	Static psi	Fill Type	Size	OK	ScanID		
System Pressure	AGF	WFD25	140	Air/Water	1/4	<input checked="" type="checkbox"/>	57331774		
Building: Wheaton Properties								Riser #05	
<p><i>This section lists out all the devices and components that have been associated with a Wet Pipe System and provides details as to type of component, pressure readings, response time, etc. If a component has an OK checkbox that is checked, then that component was actually tested. However, for Pass/Fail test results, see the Inspection and Testing section.</i></p>									
Alarms									
Waterflow Switch									

Type	Manufacturer	Model #	Sec	Size	Zone/Address	OK	ScanID	
Vane	System Sensor	WFD25	10	2.5	1	<input checked="" type="checkbox"/>	57331786	
Components								
Control Valve								
Type	Manufacturer	Model	Location	Size	Position	Status	OK	ScanID
Butterfly	Victaulic	705W	5 5east	4"	Open	Supervised	<input checked="" type="checkbox"/>	57331787
Description								
Isolation								
Inspector's Test								
Manufacturer	Model #	Pressure psi	Valve Trip Time sec	Water Flow Time sec	OK	ScanID		
Victaulic				10	<input checked="" type="checkbox"/>	57331784		
Location								
5 5east								
Devices								
Gauge								
Location				Service Date				
5 5east				12/31/1969				
Type	Manufacturer	Model #	Static psi	Fill Type	Size	OK	ScanID	
System Pressure	AGF	WFD25	132	Air/Water	1/4	<input checked="" type="checkbox"/>	57331785	
Building: Wheaton Properties						Riser stair 2		
<p><i>This section lists out all the devices and components that have been associated with a Wet Pipe System and provides details as to type of component, pressure readings, response time, etc. If a component has an OK checkbox that is checked, then that component was actually tested. However, for Pass/Fail test results, see the Inspection and Testing section.</i></p>								
Alarms								
Waterflow Switch								
Type	Manufacturer	Model #	Sec	Size	Zone/Address	OK	ScanID	
Vane	System Sensor	WFD25	5	2.5	1	<input checked="" type="checkbox"/>	57331779	
Components								
Control Valve								
Type	Manufacturer	Model	Location	Size	Position	Status	OK	ScanID
Butterfly	Victaulic	705W	2nd 2 east	4"	Open	Supervised	<input checked="" type="checkbox"/>	57331778
Description								
Isolation								
Inspector's Test								
Manufacturer	Model #	Pressure psi	Valve Trip Time sec	Water Flow Time sec	OK	ScanID		
Victaulic				5	<input checked="" type="checkbox"/>	57331781		
Location								
2nd 2east								
Devices								
Gauge								
Location				Service Date				

2nd 2east				12/31/1969				
Type	Manufacturer	Model #	Static psi	Fill Type	Size	OK	ScanID	
System Pressure	AGF	WFD25	150	Air/Water	1/4	<input checked="" type="checkbox"/>	57331780	
Building: Wheaton Properties						Riser stair LL		
<p><i>This section lists out all the devices and components that have been associated with a Wet Pipe System and provides details as to type of component, pressure readings, response time, etc. If a component has an OK checkbox that is checked, then that component was actually tested. However, for Pass/Fail test results, see the Inspection and Testing section.</i></p>								
Alarms								
Waterflow Switch								
Type	Manufacturer	Model #	Sec	Size	Zone/Address	OK	ScanID	
Vane	System Sensor	WFD25	51	2.5	1	<input checked="" type="checkbox"/>	57332481	
Components								
Control Valve								
Type	Manufacturer	Model	Location	Size	Position	Status	OK	ScanID
Butterfly	Victaulic	705W	LL LLeast	4"	Open	Supervised	<input checked="" type="checkbox"/>	57331783
Description								
Isolation								
Inspector's Test								
Manufacturer	Model #	Pressure psi	Valve Trip Time sec	Water Flow Time sec	OK	ScanID		
Victaulic				51	<input checked="" type="checkbox"/>	57331782		
Location								
LL LLeast								
Devices								
Gauge								
Location				Service Date				
LL LLeast				12/31/1969				
Type	Manufacturer	Model #	Static psi	Fill Type	Size	OK	ScanID	
System Pressure	AGF	WFD25	150	Air/Water	1/4	<input checked="" type="checkbox"/>	57332482	

Private Fire Service Mains

Generated by: BuildingReports.com

Building: Wheaton Properties					Building-	
<p><i>This section lists out all the devices and components that have been associated with a Private Fire Service Main and provides details as to type of component, pressure readings, response time, etc. If a component has an OK checkbox that is checked, then that component was actually tested. However, for Pass/Fail test results, see the Inspection and Testing section.</i></p>						
Components						
Check Valve						
Type	Location	Internal Date	Size	OK	ScanID	
Grooved	Ground Pump Room	03/18/2014	4"	<input type="checkbox"/>	32859042	
Devices						
Fire Dep't Connection						
Location	Type	BallDrip	Rotating Swivels	Size	OK	ScanID
Ground Outside	Siamese	No	Yes	4"	<input type="checkbox"/>	30565196

Deluge Fire Sprinkler Systems

Generated by: BuildingReports.com

Building: Wheaton Properties						Riser #03		
<p><i>This section lists out all the devices and components that have been associated with a Deluge System and provides details as to type of component, pressure readings, response time, etc. If a component has an OK checkbox that is checked, then that component was actually tested. However, for Pass/Fail test results, see the Inspection and Testing section.</i></p>								
Air Compressor								
Location	Mfr.	Model #	Phase	On psi	Off psi	Serial No.		
Ground Pump Room	General Air	OL11016AC	1	25	30	OL110-80 37 05 06		
Type	Description		Rated Speed	Horsepower	Volts	Amps	OK	ScanID
Automatic	Tankless		1740	.17	115 /230	5.2/2.6	<input checked="" type="checkbox"/>	32859048
Alarms								
Pressure Switch								
Type	Description	Manufacturer	Low	High	Zone/Address	OK	ScanID	
Pressure Switch	Alarm	Potter Electric			1	<input checked="" type="checkbox"/>	32859047	
Pressure Switch	Supervisory	Potter Electric	23		1	<input checked="" type="checkbox"/>	32859046	
Components								
Check Valve								
Type	Location		Internal Date		Size	OK	ScanID	
Grooved	Ground Pump Room		03/18/2014		2.5"	<input checked="" type="checkbox"/>	30565194	
Control Valve								
Type	Manufacturer	Model	Location	Size	Position	Status	OK	ScanID
Butterfly	Victaulic	705W	Ground Pump Room	2"	Open	Supervised	<input checked="" type="checkbox"/>	30565186
Description								
Isolation								
Deluge Valve								
Manufacturer	Model #	Location		Serial #	Size	OK	ScanID	
Viking	F-1	Ground Pump Room			2.5"	<input checked="" type="checkbox"/>	30565193	
Type	Position	Status	Remote psi	Valve psi	Solenoid	Sec		
Pneumatic	Trim Open	Supervised	155	165	24vdc			
Water psi	Air Pressure		Trip Air psi		Trip Time			
155	32		5		5			
Devices								
Drain								
Current Inspection								
				Restored				

Type	Location	Size	Supply psi	psi	Residual psi	Sec	OK	ScanID
Main	Ground Pump Room	1.25"	155	160	60 City 150w /FP		<input checked="" type="checkbox"/>	32859045
Previous Inspections								
April 15, 2022								
Type	Location	Size	Supply psi	Static psi	Residual psi	Sec	OK	ScanID
Main	Ground Pump Room	1.25"	155	160	60 City 150w /FP		<input checked="" type="checkbox"/>	32859045
April 1, 2021								
Type	Location	Size	Supply psi	Static psi	Residual psi	Sec	OK	ScanID
Main	Ground Pump Room	1.25"	160	160	60 City 150w /FP		<input checked="" type="checkbox"/>	32859045
Gauge								
Location				Service Date				
Ground Pump Room				03/18/2007				
Type	Manufacturer	Model #	Static psi	Fill Type	Size	OK	ScanID	
Air Pressure	Viking		32	n/a	1/4	<input checked="" type="checkbox"/>	32859043	
Gauge								
Location				Service Date				
Ground Pump Room				03/18/2008				
Type	Manufacturer	Model #	Static psi	Fill Type	Size	OK	ScanID	
System Pressure	Viking		155	n/a	1/4	<input checked="" type="checkbox"/>	32859044	
Building: Wheaton Properties							Riser #04	
<i>This section lists out all the devices and components that have been associated with a Deluge System and provides details as to type of component, pressure readings, response time, etc. If a component has an OK checkbox that is checked, then that component was actually tested. However, for Pass/Fail test results, see the Inspection and Testing section.</i>								
Air Compressor								
Location	Mfr.	Model #	Phase	On psi	Off psi	Serial No.		
5th Closet	General Air	OL11016AC	1	20	34	OL110-08 47 05 48		
Type	Description	Rated Speed	Horsepower	Volts	Amps	OK	ScanID	
Automatic	Tankless	1740	.17	115 /230	5.2/2.6	<input checked="" type="checkbox"/>	32859054	
Alarms								
Pressure Switch								
Type	Description	Manufacturer	Low	High	Zone/Address	OK	ScanID	
Pressure Switch	Alarm	Potter Electric			1	<input checked="" type="checkbox"/>	32859049	
Pressure Switch	Supervisory	Potter Electric	20		1	<input checked="" type="checkbox"/>	32859051	
Components								
Check Valve								
Type	Location	Internal Date			Size	OK	ScanID	
Grooved	5th Closet	03/18/2014			2.5"	<input checked="" type="checkbox"/>	30565199	

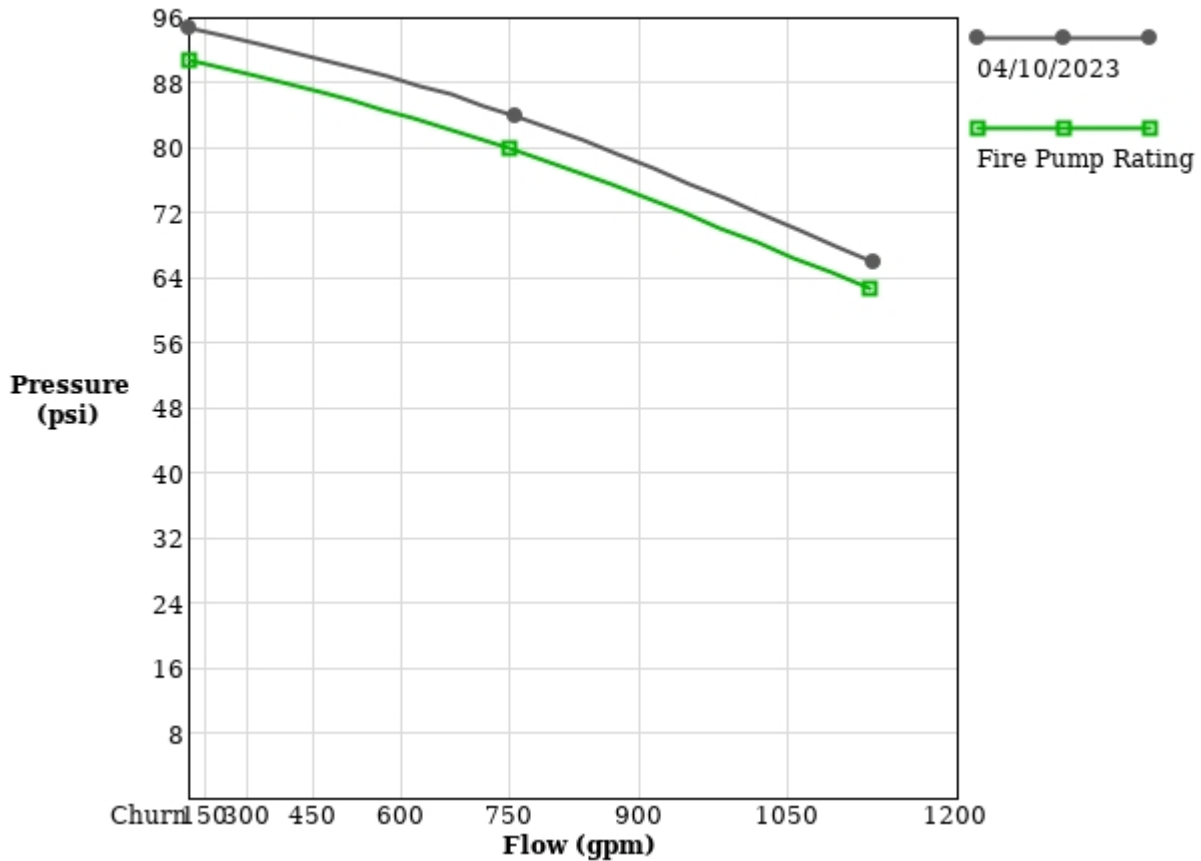
Control Valve									
Type	Manufacturer	Model	Location	Size	Position	Status	OK	ScanID	
Butterfly	Victaulic	705W	5th Closet	2"	Open	Supervised	<input checked="" type="checkbox"/>	30565198	
Description									
Isolation									
Deluge Valve									
Manufacturer	Model #	Location			Serial #	Size	OK	ScanID	
Viking	F-1	5th Closet				2.5"	<input checked="" type="checkbox"/>	30565197	
Type	Position	Status	Remote psi	Valve psi	Solenoid	Sec			
Pneumatic	Trim Open	Supervised	135	135	24vdc				
Water psi	Air Pressure		Trip Air psi		Trip Time				
130	34		5		5				
<i>Devices</i>									
Drain									
Current Inspection									
Type	Location		Size	Supply psi	Restored psi	Residual psi	Sec	OK	ScanID
Main	5th Closet		1.25"	130	125	60 City 150w /FP		<input checked="" type="checkbox"/>	32859055
Previous Inspections									
April 15, 2022									
Type	Location		Size	Supply psi	Static psi	Residual psi	Sec	OK	ScanID
Main	5th Closet		1.25"	130	125	60 City 150w /FP		<input checked="" type="checkbox"/>	32859055
April 1, 2021									
Type	Location		Size	Supply psi	Static psi	Residual psi	Sec	OK	ScanID
Main	5th Closet		1.25"	130	125	60 City 150w /FP		<input checked="" type="checkbox"/>	32859055
Gauge									
Location					Service Date				
5th Closet					03/18/2008				
Type	Manufacturer	Model #	Static psi	Fill Type	Size	OK	ScanID		
System Pressure	Viking		135	n/a	1/4	<input checked="" type="checkbox"/>	32859053		
Gauge									
Location					Service Date				
5th Closet					03/18/2008				
Type	Manufacturer	Model #	Static psi	Fill Type	Size	OK	ScanID		
Air Pressure	Viking		34	n/a	1/4	<input checked="" type="checkbox"/>	32859052		

Fire Pump Testing

Generated by: BuildingReports.com

Building: Wheaton Properties											Building-				
<p><i>This section lists out all the devices and components that have been associated with a Fire Pump and provides details as to type of component, pressure readings, response time, etc. If a component has an OK checkbox that is checked, then that component was actually tested. However, for Pass/Fail test results, see the Inspection and Testing section.</i></p>															
Electrical Driver															
Manufacturer			Model #			Location			Serial Number			ScanID			
Weg						Ground Pump Room			FP-C066868			83346857			
Timing		Min/Sec													
Full		Run		Volts		Amps		Horsepower		Rated Speed					
3550		10		160		57		50		3550					
Fire Pump Controller															
Manufacturer			Model #			Location			Install Date			Serial Number			
Master			MACA-50-46-HX			Ground Pump Room			03/18/2014			105825			
AC Power		Time Meter		Start psi		Stop psi		Battery Supervised		Generator Backup					
Normal Phase				130		145		No		No					
Fire Pump															
Manufacturer			Model Number			Location			Install Date			ScanID			
VIP						Ground Pump Room			03/18/2014			83346856			
Serial Number		Type		Orientation		Aligned?		Water Supply		Impeller Size					
FP-C066868		Pump Primary		Vertical Split Case				Municipal		7.69					
Fire Pump Tests															
Discharge Device		Date	Disch. psi	Suct. psi	GPM	RPM	Oil Press.	Water Temp.	Amps A	Amps B	Amps C	Volts A-B	Volts B-C	Volts A-C	
Little Hose Monster		04/10/2023	155	60	0	3582	N/A	N/A	37	34	36	465	471	468	
Little Hose Monster 1 3/4"		04/10/2023	140	56	756	3560	N/A	N/A	58	62	62	463	466	465	
Little Hose Monster 1 3/4"		04/10/2023	118	52	1128	3552	N/A	N/A	61	66	64	465	466	463	
Fire Pump Rating															
GPM		@	psi		Rotations Per Minute				Amps			Volts			
									A	B	C	A-B	B-C	A-C	
0		@	91		3555										
750		@	80		3555										
1125		@	63		3555										

Pump Flow Test Wheaton Properties



Jockey Pump Controller

Manufacturer	Model #	Location	Install Date	Serial Number	
Master	JPC-3/4-3	Ground Pump Room	03/18/2014	105825	
AC Power	Time Meter	Start psi	Stop psi	Battery Supervised	Generator Backup
Normal Phase		140	155	No	No

Jockey Pump

Manufacturer	Model Number	Location	Install Date	ScanID			
MTH	T41E-BF	Ground Pump Room	03/18/2014	83346860			
Serial Number	Type	Horse Pwr	Rated Spd	Volts	Amps	On psi	Off psi
071-111618-1	Automatic	0.75	3450	480		140	155

Alarms

Tamper Switch

Type	Description	Location	Number of Turns	Zone /Address	OK	ScanID
OS & Y	Supervisory	Ground Pump Room		1	<input checked="" type="checkbox"/>	30565176

Components

Check Valve

Type	Location	Internal Date	Size	OK	ScanID
------	----------	---------------	------	----	--------

Grooved	Ground Pump Room		03/18/2014	6"	<input checked="" type="checkbox"/>	32859040		
Grooved	Ground Pump Room		03/18/2014	6"	<input checked="" type="checkbox"/>	32859041		
Control Valve								
Type	Manufacturer	Model	Location	Size	Position	Status	OK	ScanID
Butterfly	Victaulic	728	Ground Pump Room	1"	Open	Supervised	<input checked="" type="checkbox"/>	30565182
Description								
Suction JP								
Control Valve								
Type	Manufacturer	Model	Location	Size	Position	Status	OK	ScanID
OS&Y	Kennedy	KS-RW	Ground Pump Room	6"	Open	Supervised	<input checked="" type="checkbox"/>	30565177
Description								
Discharge								
Control Valve								
Type	Manufacturer	Model	Location	Size	Position	Status	OK	ScanID
Butterfly	Victaulic	705W	Ground Pump Room	6"	Open	Supervised	<input checked="" type="checkbox"/>	30565178
Description								
Discharge								
Control Valve								
Type	Manufacturer	Model	Location	Size	Position	Status	OK	ScanID
Butterfly	Victaulic	728	Ground Pump Room	1"	Open	Supervised	<input checked="" type="checkbox"/>	30565183
Description								
Discharge JP								
Control Valve								
Type	Manufacturer	Model	Location	Size	Position	Status	OK	ScanID
Butterfly	Victaulic	705W	Ground Pump Room	6"	Closed	Supervised	<input checked="" type="checkbox"/>	30565181
Description								
Test Header								
Control Valve								
Type	Manufacturer	Model	Location	Size	Position	Status	OK	ScanID
Butterfly	Victaulic	705W	Ground Pump Room	6"	Open	Supervised	<input checked="" type="checkbox"/>	30565179
Description								
By-pass								
Control Valve								
Type	Manufacturer	Model	Location	Size	Position	Status	OK	ScanID
Butterfly	Victaulic	705W	Ground Pump Room	6"	Open	Supervised	<input checked="" type="checkbox"/>	30565180
Description								

By-pass

Inventory & Warranty Report

Generated by: *BuildingReports.com*

Building: Wheaton Properties

The Inventory & Warranty Report lists each of the devices and items that are included in your Inspection Report. A complete inventory count by device type and category is provided. Items installed within the last 90 days, within the last year, and devices installed for two years or more are grouped together for easy reference.

Device or Type	Category	% of Inventory	Quantity
Air Compressor	Pump	2.90%	2
Check Valve	Valve	7.25%	5
Control Valve	Valve	26.09%	18
Controller	Pump	1.45%	1
Deluge Valve	Valve	2.90%	2
Drain	Device	5.80%	4
Electrical Driver	Pump	1.45%	1
Fire Dep't Connection	Hose	1.45%	1
Gauge	Device	15.94%	11
Inspector's Test	Valve	8.70%	6
Jockey Controller	Pump	1.45%	1
Jockey Pump	Pump	1.45%	1
Pressure Switch	Alarm	5.80%	4
Pump	Pump	1.45%	1
Sprinkler Box	Sprinkler	1.45%	1
Tamper Switch	Alarm	4.35%	3
Waterflow Switch	Alarm	10.14%	7

Device Type	Qty	Model #	Type	Description	Install Date
-------------	-----	---------	------	-------------	--------------

In Service - 5 Years to 10 Years

Deluge, Riser #03

Air Compressor	1	OL11016AC	Automatic	Tankless	03/18/2014
Pressure Switch	1	PS10-2	Pressure Switch	Alarm	03/18/2014
Pressure Switch	1	PS40-2	Pressure Switch	Supervisory	03/18/2014
Control Valve	1	705W	Butterfly	Isolation	03/18/2014
Check Valve	1	E-1	Grooved		03/18/2014
Deluge Valve	1	F-1	Pneumatic		03/18/2014
Gauge	1		Air Pressure		03/18/2014
Gauge	1		System Pressure		03/18/2014
Drain	1		Main		03/18/2014

Deluge, Riser #04

Air Compressor	1	OL11016AC	Automatic	Tankless	03/18/2014
Pressure Switch	1	PS10-2	Pressure Switch	Alarm	03/18/2014
Pressure Switch	1	PS40-2	Pressure Switch	Supervisory	03/18/2014
Control Valve	1	705W	Butterfly	Isolation	03/18/2014
Check Valve	1	E-1	Grooved		03/18/2014

Deluge Valve	1	F-1	Pneumatic		03/18/2014
Gauge	1		Air Pressure		03/18/2014
Gauge	1		System Pressure		03/18/2014
Drain	1		Main		03/18/2014
Fire Pump, Building-					
Control Valve	1	KS-RW	OS&Y	Discharge	03/18/2014
Jockey Pump	1	T41E-BF	Automatic		03/18/2014
Controller	1	MACA-50-46-HX		Automatic	03/18/2014
Jockey Controller	1	JPC-3/4-3			03/18/2014
Tamper Switch	1	OSYSU-2	OS & Y	Supervisory	03/18/2014
Pump	1		Pump Primary		03/18/2014
Check Valve	2	717	Grooved		03/18/2014
Control Valve	2	705W	Butterfly	By-pass	03/18/2014
Control Valve	1	705W	Butterfly	Discharge	03/18/2014
Control Valve	1	705W	Butterfly	Test Header	03/18/2014
Control Valve	1	728	Butterfly	Discharge JP	03/18/2014
Control Valve	1	728	Butterfly	Suction JP	03/18/2014
Electrical Driver	1				03/18/2014
Service Main, Building-					
Fire Dep't Connection	1		Siamese		03/18/2014
Check Valve	1	717	Grooved		03/18/2014
Wet Pipe, Building-					
Control Valve	1	2638	OS&Y	Main Control City	03/18/2014
Control Valve	1	2638	OS&Y	Main Control System	03/18/2014
Tamper Switch	2	OSYSU-2	OS & Y	Supervisory	03/18/2014
Sprinkler Box	1				03/18/2014
Wet Pipe, Riser #01					
Gauge	1		System Pressure		03/18/2014
Drain	1	171N	Main		03/18/2014
Waterflow Switch	1	VSR-F	Vane	Alarm	03/18/2014
Inspector's Test	1	1000			03/18/2014
Control Valve	1	705W	Butterfly	Isolation	03/18/2014
Wet Pipe, Riser #02					
Gauge	1		System Pressure		03/18/2014
Drain	1	171N	Main		03/18/2014
Waterflow Switch	1	VSR-F	Vane	Alarm	03/18/2014
Control Valve	1	705W	Butterfly	Isolation	03/18/2014
Wet Pipe, Riser #03					
Gauge	1	WFD25	System Pressure		03/18/2014
Waterflow Switch	1	WFD25	Vane	Alarm	03/18/2014
Control Valve	1	705W	Butterfly	Isolation	03/18/2014
Inspector's Test	1				03/18/2014
Wet Pipe, Riser #04					

Gauge	1	WFD25	System Pressure		03/18/2014
Waterflow Switch	1	WFD25	Vane	Alarm	03/18/2014
Control Valve	1	705W	Butterfly	Isolation	03/18/2014
Inspector's Test	1				03/18/2014
Wet Pipe, Riser #05					
Gauge	1	WFD25	System Pressure		03/18/2014
Waterflow Switch	1	WFD25	Vane	Alarm	03/18/2014
Control Valve	1	705W	Butterfly	Isolation	03/18/2014
Inspector's Test	1				03/18/2014
Wet Pipe, Riser stair 2					
Gauge	1	WFD25	System Pressure		03/18/2014
Waterflow Switch	1	WFD25	Vane	Alarm	03/18/2014
Control Valve	1	705W	Butterfly	Isolation	03/18/2014
Inspector's Test	1				03/18/2014
Wet Pipe, Riser stair LL					
Gauge	1	WFD25	System Pressure		03/18/2014
Waterflow Switch	1	WFD25	Vane	Alarm	03/18/2014
Control Valve	1	705W	Butterfly	Isolation	03/18/2014
Inspector's Test	1				03/18/2014

Notes & Recommendations

Generated by: BuildingReports.com

Building: Wheaton Properties
<i>The Notes & Recommendations Report details additional inspection notes made by the Inspectors during the course of the building inspection. Notes are grouped by SystemID.</i>
General Note
5 year internal inspection due with gage replacement.